

S. Lilley & Son Limited

LAMPHOLDERS | LIGHTING COMPONENTS
PRESSINGS | TURNED PARTS | LED LIGHTING



www.s-lilley.co.uk

2022 - 2023



S Lilley & Son was founded circa 1840 by Simeon Lilley (top centre) to produce components for the then expanding railway industry. As the years progressed into the early 20th century, the portfolio of products steadily expanded to include the motor, cycle, furniture and electrical trades.

During this period one of the directors could see potential in the then new radio transmission services. Consequently we were one of the first manufacturers of a commercially available crystal set, 'The Imperial'. The introduction of electric lighting saw 'Lilley's' as one of a number of Birmingham based manufacturers who started to produce brass lampholders. This part of the business has continued to this day and we are now the leading UK manufacturer of specialized lighting components.

The Black and White pictures above give a brief pictorial history of the company from the early 20's.



LILLEY CRYSTAL SET CIRCA 1918



CONDITIONS OF SALE

Orders

Orders accepted and acknowledged by us cannot be cancelled without our consent. They are accepted for delivery without responsibility for unforeseen hindrances, shortage of materials, delays in transit or accident, etc. Any promise of delivery is given in good faith, but cannot be guaranteed. Quoted delivery time will be adhered to as far as is possible, but no responsibility can be accepted for delays caused by industrial disputes or disruption by any third party outside our control.

Contracts

Delivery of contract must be taken within the period specified, otherwise we reserve the right to cancel or deliver the outstanding balance at the end of the contract period.

Acceptance of Orders

Orders and contracts are only accepted in accordance with our conditions of sale. Unless expressly accepted in writing, any deviation from these conditions in a customer's 'order conditions of purchase' will be deemed to be and treated as inapplicable.

Part Deliveries

Where goods are contracted for delivery by instalments, each delivery will constitute a separate enforceable order.

Prices

Every effort will be made to carry out any contract in accordance with the quoted price. We do however, reserve the right to amend any quotation either before or after acceptance, should manufacturing cost necessitate such an amendment.

Carriage

Carriage is paid on consignments of £300 net value and over for delivery throughout England, Wales and Southern Scotland. For all other areas, prices quoted are ex-works.

Minimum Invoice Value

A minimum invoice value of £50.00 is applied to all orders.

Notification of Loss or Damage

For all consignments dispatched for delivery on the UK mainland, in the event of damage, partial loss or non-delivery of goods, the Buyer or their Agents must notify the Seller within three working days of dispatch. For all other areas notifications must be made within 7 working days.

Settlement Terms

All accounts are strictly net monthly and are due on the last day of the month following that of delivery. All clerical errors and omissions will be subject to correction. We reserve the right to charge interest at the rate of 8% over BoE base to all overdue accounts beyond our settlement terms.

New Accounts

All new accounts will operate on a Pro-Forma basis. Credit accounts will be opened subject to approval by third party credit agency checks.

Risk and Title

The risk in the goods shall pass to the Buyer on delivery, but the legal title in the goods shall remain with the Seller, until payment is received in full for the goods. Until title to the goods has passed to the Buyer, the Buyer shall hold the goods as bailee for the Seller and shall deliver up the goods to the Seller on his order or demand.

Disputes

All contracts shall be governed by and construed with the laws of England.

Quality

The quality of its products is of paramount importance to the company. All materials and manufacturing processes are strictly monitored in accordance with its BS EN ISO 9001 Quality Control Procedures registration FM20640, to ensure the use of good quality materials and to monitor all stages of production. However, any products that are found to be faulty will either be replaced free of charge or a credit given, provided such products are returned within three months of delivery. Under no circumstances can we accept responsibility for any costs that are involved, either direct or consequential, resulting from faulty products.

S LILLEY & SON LIMITED



FM20640



QUALITY AND SERVICE FROM A FAMILY BUSINESS



Certification

To ensure customer compliance with relevant standards, all the latest certification available for Lilley products and factored items is available as PDF downloads from our website

www.s-lilley.co.uk

CUSTOM TURNED AND PRESSED COMPONENTS

We offer custom made turned parts on the most modern, high specification CNC bar turning centres to meet customers varying needs for unique components from the simple to the most complex. We have a continuous investment program installing machinery with capabilities that were unavailable until just a few years ago. We offer precision machined components of diameters up to 65mm all monitored under BS EN ISO 9001 registration. The versatility of these machines means that most components can be finished in one cycle, eliminating the need for second operations and consequent cost savings. Our minimum product run for custom components is 100 pieces for diameters up to 42mm. For larger diameter minimum quantities, please discuss this with us, as production levels will depend upon the complexity of the component.



Conventional Presswork

We utilise conventional 'C' frame presses from 10 tonnes up to 90 tonnes capacity. This gives us great flexibility in the presswork services we can offer. We provide full second operation capacity for the more complex fabrications that can be specified.



Transfer Pressings

S Lilley & Son are specialists in deep drawn pressings operating Platarg Transfer presses. These machines are the ideal solution where higher volumes are required. They enable close tolerances to be maintained over long production runs with a low unit cost. Because of the multistage configuration, tooling packages are simpler and therefore of a lower cost than conventional presswork methods. We utilise Platarg presses of 3,4 and 6 ton per stage.



THREADED ENTRY LAMPHOLDER WITH SHADE RING

Cat No	Thread Size	Max Height	Max Dia
1003E	M10 X 1mm pitch threaded entry	44.7mm	32mm
1005E	M13 X 1mm pitch threaded entry	44.7mm	32mm
1035E	M20 X 1.5mm pitch threaded entry	45.6mm	32mm
1037E	M16 X 1.5mm pitch threaded entry	45.6mm	32mm
3001E	3/8" X 26 TPI threaded entry	44.7mm	32mm
3003E	1/2" X 26 TPI threaded entry	44.7mm	32mm
3005E	5/8" X 26 TPI threaded entry	44.2mm	32mm
3033E	3/8" BSP threaded entry	45.0mm	32mm
3035E	3/4" Conduit threaded entry	45.0mm	32mm
3037E	5/8" Conduit threaded entry	45.0mm	32mm

THREADED ENTRY LAMPHOLDER PLAIN (WITHOUT SHADE RING)

Cat No	Thread Size	Max Height	Max Dia
1004E	M10 X 1mm pitch threaded entry	44.7mm	32mm
1006E	M13 X 1mm pitch threaded entry	44.7mm	32mm
1036E	M20 X 1.5mm pitch threaded entry	45.6mm	32mm
1038E	M16 X 1.5mm pitch threaded entry	45.6mm	32mm
3002E	3/8" X 26 TPI threaded entry	44.7mm	32mm
3004E	1/2" X 26 TPI threaded entry	44.7mm	32mm
3006E	5/8" X 26 TPI threaded entry	44.2mm	32mm
3034E	3/8" BSP threaded entry	45.0mm	32mm
3036E	3/4" Conduit threaded entry	45.0mm	32mm
3038E	5/8" Conduit threaded entry	45.0mm	32mm

TWO PIECE CANDLE LAMPHOLDER

Cat No	Thread Size	Max Height	Max Dia
9060	M10 X 1mm pitch threaded entry no earth	41.6mm	24.2mm
9060E	M10 X 1mm pitch threaded entry	41.6mm	24.2mm

INTERNAL LOCKING LAMPHOLDER WITH SHADE RING

Cat No	Thread Size	Max Height	Max Dia
1117E	M10 X 1mm pitch threaded entry	48mm	32mm
1119E	M13 X 1mm pitch threaded entry	48mm	32mm
3119E	1/2" X 26 TPI threaded entry	48mm	32mm

INTERNAL LOCKING LAMPHOLDER PLAIN (WITHOUT SHADE RING)

Cat No	Thread Size	Max Height	Max Dia
1118E	M10 X 1mm pitch threaded entry	48mm	32mm
1120E	M13 X 1mm pitch threaded entry	48mm	32mm
3118E	1/2" X 26 TPI threaded entry	48mm	32mm

PENDANT LAMPHOLDER WITH SHADE RING

Cat No	Pendant	Max Height	Max Dia
3000E	Integral cord grip	58mm	32mm

OPEN BACK & SIGN TYPE LAMPHOLDERS

Cat No	Entry Type	Max Height	Max Dia
3007	Open back with shade ring no earth	35mm	32mm
3120E	Sign type plain	40.5mm	32mm
3121E	Sign type with shade ring	40.5mm	32mm

BATTEN LAMPHOLDER WITH SHADE RING

Cat No	Fixing Centres	Max Height	Max Dia
3009E	40mm PCD 3 Hole fixing	38.2mm	51.7mm
3011E	50mm 2 Hole BESA fixing	39.0mm	68.6mm
3015E	40mm 2 Hole 45° angle fixing	48.0mm	48.0mm
3111	42mm 2 Hole fixing no earth	37.5mm	51.0mm


BATTEN LAMPHOLDER (WITHOUT SHADE RING)

Cat No	Fixing Centres	Max Height	Max Dia
3010E	40mm PCD 3 Hole fixing	38.2mm	51.7mm
3012E	50mm 2 Hole fixing	39.0mm	68.6mm
3016E	40mm 2 Hole 45° angle fixing	48.0mm	48.0mm
3110	42mm 2 Hole fixing no earth	37.5mm	51.0mm
5030	39.5mm Porcelain 2 slot Class 2	36.5mm	58.0mm

STANDARD PACKS OF 10 OR UNASSEMBLED IN BULK PACKS

FINISHES

Add Suffix: **A** Brushed Antique. **E** Fitted Earth Terminal. **C** Chrome Plated.
Z Bronze. **N** Nickel Plated. **H** Old English. **3BS** Three Slot Bayonet Caps.





PUSHBAR SWITCHED LAMPHOLDERS

Continual improvements in design ensure that 'Lilley' products are in the forefront of Quality, Safety and Reliability. The redesigned switched lampholder now has the earth terminal incorporated into the interior moulding making wiring more efficient and removing the unsightly earth terminal from the exterior of the lampholder. It still retains the virtues of the thicker brass case for strength, large finger switch pads for comfortable operation and extended interior nose for rigidity. The interior is available with both screw terminals and screwless 'push in' terminals for increased speed of wiring. The screwless terminal lampholders accept prepared leads with 8mm to 10mm tinned ends.

THE SAFER-SWITCHED ENHANCED SAFETY LAMPHOLDERS

This product offers the consumer an extra level of safety previously unavailable in this type of lampholder. A simple yet reliable patented innovation ensures that the switch returns and remains in the off position whenever the bulb is removed. This represents a significant advance in luminaire safety and is fully certified to BS7895:1997 Enhanced Safety Lampholder standard.

STANDARD PACKS OF 10

THREADED ENTRY SAFER-SWITCHED LAMPHOLDERS

Cat No	Thread Size	Max Height	Max Dia
1413E	M10 x 1mm pitch threaded entry	61mm	32mm
1414E	M13 x 1mm pitch threaded entry	61mm	32mm
3413E	½" x 26tpi threaded entry	61mm	32mm

SCREWLESS TERMINAL SAFER-SWITCHED LAMPHOLDERS

Cat No	Thread Size	Max Height	Max Dia
1413P	M10 x 1mm pitch threaded entry	61mm	32mm
3413P	½" 26tpi threaded entry	61mm	32mm
1414P	M13 x 1mm pitch threaded entry	61mm	32mm

INTERNAL LOCKING SAFER-SWITCHED LAMPHOLDERS

Cat No	Thread Size	Max Height	Max Dia
1423E	M10 x 1mm pitch threaded entry	61mm	32mm
1424E	M13 x 1mm pitch threaded entry	61mm	32mm
3423E	½" 26tpi threaded entry	61mm	32mm

THREADED ENTRY SWITCHED LAMPHOLDERS

Cat No	Thread Size	Max Height	Max Dia
1013E	M10 x 1mm pitch threaded entry	61mm	32mm
1014E	M13 x 1mm pitch threaded entry	61mm	32mm
3013E	½" 26tpi threaded entry	61mm	32mm

SCREWLESS TERMINAL SWITCHED LAMPHOLDERS

Cat No	Thread Size	Max Height	Max Dia
1013P	M10 x 1mm pitch threaded entry	61mm	32mm
1014P	M13 x 1mm pitch threaded entry	61mm	32mm
3013P	M13 x 1mm pitch threaded entry	61mm	32mm

INTERNAL LOCKING SWITCHED LAMPHOLDERS

Cat No	Thread Size	Max Height	Max Dia
1113E	M10 x 1mm pitch threaded entry	61mm	32mm
1114E	M13 x 1mm pitch threaded entry	61mm	32mm
3113E	½" 26tpi threaded entry	61mm	32mm

COMPONENT PARTS FOR ALL BC LAMPHOLDERS

CAT NO.	DESCRIPTION	CAT NO.	DESCRIPTION
BC1	Threaded Bayonet Cap	BC7	Large Base Interior
BC2	Plain Bayonet Cap	BC8	Small Base Interior
BC3	Standard Union Ring	BC9	Switched Interior
BC4	Heavy Union Ring	BC10	Safer Switched Interior
BC5	Standard Shade Ring	BC19	Switched Pushfit interior
BC6	Heavy Shade Ring	BC10	Safer Switched Pushfit interior

FINISHES

Add Suffix: **A** Brushed Antique. **E** Fitted Earth Terminal. **C** Chrome Plated. **Z** Bronze. **H** Old English Brass. **N** Nickel Plated. **3BS** Three Slot Bayonet Caps.



B15 SBC, LOW VOLTAGE & HALOGEN LAMPHOLDERS

THREADED ENTRY LAMPHOLDERS

Cat No	Thread Size	Max Dia	Max Height
1021E	M10 X 1mm pitch with shade ring	23.2mm	38.7mm
1022E	M10 X 1mm pitch plain (no shade ring)	23.2mm	38.7mm
3021E	3/8" X 26TPI with shade ring	23.2mm	38.7mm
3022E	3/8" X 26TPI plain (no shade ring)	23.2mm	38.7mm
3023E	1/2" X 26TPI with shade ring	23.2mm	38.7mm
3024E	1/2" X 26TPI plain (no shade ring)	23.2mm	38.7mm

PENDANT & OPEN BACK LAMPHOLDERS

Cat No	TYPE	Max Dia	Max Height
3020E	Pendant cord grip with shade ring	23.2mm	47.0mm
3025	Open back with shade ring	23.2mm	30.5mm

CANDLE TYPE LAMPHOLDERS (NO EARTH TERMINAL)

Cat No	Thread Size	Max Dia	Max Height
1018	M10 X 1mm pitch plain barrel	21.0mm	40.0mm
3018A	1/2" X 26TPI plain barrel	21.0mm	40.0mm

BATTEN FIXING LAMPHOLDERS

Cat No	Fixing	Fixing Centre	Max Dia	Max Height
3027E	3 Hole with shade ring	30mm PCD	38mm	32.2mm
3028E	3 Hole plain (no shade ring)	30mm PCD	38mm	32.2mm
3028	3 Hole plain (no shade ring)	30mm PCD	38mm	32.2mm
3031	2 Hole with shade ring	31mm	36.3mm	34mm
3032	2 Hole plain (no shade ring)	31mm	36.3mm	34mm

Above Lampholders Certified to BSEN 61184:2017

B15D LOW VOLTAGE HALOGEN

3521	B15D 10mm Brass Shade ring lampholder 12volt 10amp
3522	B15D 10mm Brass Plain lampholder 12volt 10amp
3523	B15D 1/2" Brass Shade ring lampholder 12volt 10amp
3524	B15D 1/2" Brass Plain lampholder 12volt 10amp

HALOGEN LAMPHOLDERS

5040	G9 lampholder 28mm dia body Class 2
5040B	10mm fixing snap fit body 28mm dia
5040T	Shade ring 28mm dia
5042	G9 lampholder 21mm dia body Class 2
5042B	10mm fixing snap fit body 21mm dia
5042T	Shade ring 21mm dia
5342	Brass G9 plain cup 25mm OD x 25mm high
5039	GZ10 ceramic lampholder Class 2
5039B	10mm fixing snap fit body GZ10
5023/15S	G4 – GY6.35 lampholder with 150mm Silicone leads

B15S (SCC)

All SBC lampholders can be supplied with a single centre Contact interior; SBC7. 12volt 5amp.
Please add suffix 'CC' to catalogue number.


COMPONENT PARTS FOR ALL SBC LAMPHOLDERS

CAT NO.	DESCRIPTION	CAT NO.	DESCRIPTION
SBC1	Threaded Bayonet Cap	SBC5	Shade Ring
SBC2	Plain Bayonet Cap.	SBC6	Double contact S interior
SBC3	Standard Union Ring	SBC7	Single contact 12v interior 5amp
SBC4	Batten Union Ring	SBC10	B15 double contact 12v interior 10amp
BAY15D	Offset J slot bayonet cap		

FINISHES

Add Suffix: **A** Brushed Antique. **E** Fitted Earth Terminal.

C Chrome Plated. **Z** Bronze. **H** Old English Brass. **N** Nickel Plated.





E27 (ES) LAMPHOLDERS PLAIN (NO SHADE RING)

Cat No	Fixing	Max Dia	Max Height
7600E	Pendant Cord Grip	39mm	68mm
7601E	M10 x 1mm pitch	39mm	60mm
7602E	½" x 26tpi	39mm	60mm
7603E	M13 x 1mm pitch	39mm	60mm
7604E	5/8" x 26tpi	39mm	60mm
7605E	M16 x 1.5 pitch	39mm	60mm
7606E	M20 x 1.5 pitch	39mm	60mm
7607E	2" centre Batten Fixing	67mm	54mm
7608E	Open back	39mm	52mm
7609E	3/8" BSP	39mm	60mm

E27 (ES) LAMPHOLDERS WITH SHADE RING

Cat No	Fixing	Max Dia	Max Height
7600ET	Pendant Cord Grip	48mm	68mm
7601ET	M10 x 1mm pitch	48mm	60mm
7602ET	½" x 26tpi	48mm	60mm
7603ET	M13 x 1mm pitch	48mm	60mm
7604ET	5/8" x 26tpi	48mm	60mm
7605ET	M16 x 1.5 pitch	48mm	60mm
7606ET	M20 x 1.5 pitch	48mm	60mm
7607ET	2" centre Batten Fixing	67mm	54mm
7608ET	Open back	48mm	52mm

E27 (ES) TURNED BODY LAMPHOLDERS

Cat No	Fixing	Max Dia	Max Height
7700E/HOU01	Cord Grip Plain centre body	40mm	68mm
7700E/SLS01	Cord Grip Beaded knurled centre	40mm	68mm
7700E/SLS02	Cord Grip Knurled centre	40mm	68mm

E14 (SES) LAMPHOLDERS

Cat No	Fixing	Max Dia	Max Height
9050E	M10 x 1mm pitch Plain Steel Brass Plated	28mm	53mm
9050EN	M10 x 1mm pitch Plain Steel Nickel Plated	28mm	53mm
9051E	M10 x 1mm pitch Shade Ring Steel Brass Plated	42.5mm	53mm
9051EN	M10 x 1mm pitch Shade Ring Steel Nickel Plated	42.5mm	53mm
7800ET	Cord grip Brass body Shade Ring	31.5mm	65mm
7801ET	M10 x 1mm pitch Brass body Shade Ring	31.5mm	54mm
7801E	M10 x 1mm pitch Brass body Plain	27mm	54mm
7802ET	½" x 26tpi Brass body Shade Ring	31.5mm	54mm
7802E	½" x 26tpi Brass body Plain	27mm	54mm

E27 PLASTIC & CERAMIC LAMPHOLDERS

Cat No	Fixing	Max Dia	Max Height
9801	M10 BLACK PLASTIC 2 SHADE RINGS	47mm	54mm
5022	2 slot 40 - 60mm. Ceramic Body E27 Class 2	60mm	47mm

SPARES

Cat No	Fixing	Max Dia
ES1	Brass Shade Ring E27	48mm
4057	Steel 18g ES flange washer	57mm
ES4	E27 Ceramic interior assembly	

OWN BRAND AND CUSTOM BODY E27 LAMPHOLDERS.

Our range of E27 lampholders can be embossed with your company name or logo to have your own brand permanently in front of your customers. We also produce custom bodies to make your E27 lampholder unique using your own design. All fully tested and independently certified to BSEN standard. Please contact us for further details.




FINISHES

Add Suffix: **A** Brushed Antique. **E** Fitted Earth Terminal. **C** Chrome Plated. **Z** Bronze. **H** Old English Brass. **N** Nickel Plated. **J** Copper Plated.

This selection of US wiring accessories are all either UL listed or recognised components, suitable for both the USA and Canada. They are all of the highest quality and will ensure you can confidently supply first class luminaires into North America.


PLEASE NOTE THAT THESE LAMPHOLDERS ARE NOT SUITABLE FOR USE WITHIN EUROPE AS THEY DO NOT COMPLY WITH BS EN SAFETY STANDARDS.

E26 EDISON SCREW BRASS HEAVY BODY LAMPHOLDERS			
UL File No. E227063		Max Dia	Max Ht
9323T	10mm Pull Chain Uno Thread (33mm dia) for shade ring	1.50"	2.80"
9333T	10mm Unswitched Uno thread for shade ring	1.50"	2.30"
9343T	10mm 3 way Switch turn key Uno thread for shade ring	1.50"	2.80"
7900	40mm Shade Adapter for Uno thread lampholders (suffix T)		
ES1	ES Brass Shade ring (fits above adapter)		
PHENOLIC E12 LAMPHOLDERS			
9701	10mm entry Candelabra UL file no E179377	1.125"	1.625"
9705	E12 Shade Ring for above.		
9703	1/8" IP Extended Candelabra UL file no E136279	0.80"	2.10"
DETACHABLE HARPS COMPLETE WITH BASE			
19065	6.1/2" Brass Plated		
19066	7" Brass plated		
19068	8" Brass plated		
19070	9" Brass plated		
19072	10" Brass plated		
19074	11" Brass plated		
19076	12" Brass Plated		
19078	13" Brass Plated		
DETACHABLE HARP BASE			
28250	Base plate brass plated		
HARP FINIALS			
7020	1/4" x 27 tpi Brass ball		
7021	1/4" x 27 tpi Brass ornamental		
US THREAD ACCESSORIES			
7025	1/8" IP Brass lock nut		
7030	10mm x 1/4" 27tpi Headless reducer		
7031	1/2" x 1/8" IP Knurled head reducer		
UL PLUG LEADS. UL FILE NO. E87333			
ULPL30B	3m SPT2 Polarized UL Black Plug Lead		
ULPL30G	3m SPT2 Polarized UL Gold Plug Lead		



FLEXIBLE CABLE

FLEX	
9990W	White 2183Y 0.5 3 core flex 100m rolls
9980G	Gold 2183Y 0.5 3 core flex 100m rolls
9980B	Black 2183Y 0.5 3 core flex 100m rolls
9991W	White 2183Y 0.75 3 core flex 100m rolls
9981G	Gold 2183Y 0.75 3 core flex 100m rolls
9981B	Black 2183Y 0.75 3 core flex 100m rolls





IMPERIAL THREADS 26TPI, METRIC IMM PITCH (UNLESS OTHERWISE STATED)

M MALE THREAD F FEMALE THREAD

PLAIN BRASS RING NUTS		MINIMUM PACK SIZE 100
3073	5/16" x 1/2" OD x 1/8" thick	7075 M10 x 1/2" OD x 3.3mm thick
3074	1/2" x 5/8" OD x 1/8" thick	7076 M13 x 5/8" OD x 3.3mm thick
3075	3/8" x 1/2" OD x 1/8" thick	7077 5/8" x 3/4" OD x 1/8" thick
7073	M8 x 1/2" OD x 3.3mm thick	7079 1/2" x 7/8" OD x 3.4mm thick
7074	M10 x 20mm OD Dome ring nut	

HEXAGON LOCKNUTS		MINIMUM PACK SIZE 100
3050	1/2" x 5/8" AF x 1/8" thick brass	7050 M8 x 1/2" AF x 3.3mm thick brass
3051	3/8" x 1/2" AF x 1/8" thick brass	7051 M10 x 1/2" AF x 3.3mm thick brass
3052	5/8" x 13/16" AF x 1/8" thick brass	7051S M10 x 1/2" AF x 3.5mm thick steel ZP
3057	5/16" x 1/2" AF x 1/8" thick brass	7052 M13 x 5/8" AF x 3.3mm thick brass
7025	1/8" IP x 1/2" AF x 1/8" thick brass	

REDUCTION BUSHES		MINIMUM PACK SIZE
3046	1/2" M to 3/8" F knurled head brass	100
3047	5/8" M to 1/2" F knurled head brass	10
3076R	1/2" F to M10 F ornamental brass	10
3077	1/2" M to M10 F headless brass	100
3080	1/2" M to M10 F hexagon head brass	100
3088	1/2" F to M10 F bobbins brass	10
3096	1/2" M to M10 F knurled head brass	100
3097	1/2" M to 5/16" F headless brass	100
3196	3/8" BSP M to M10 F plain head brass	10
3197	1/2" M x 10.87 Le Pas de Becs knurled head brass	10
7030	M10 M to 1/4" 27tpi F headless reducer	100
7031	1/2" M x 1/8" IP F knurled head brass	10
7046	M13 M x M10 F knurled head brass	100
7047	1/2" M x M10 M connector brass	100
7057	M10 M x M8 F plain head brass	10
7090	M13 F x M10 M plain brass	10

COUPLERS		MINIMUM PACK SIZE 10
3055	3/8" x 1/2" OD x 3/4" long plain brass	
3058	1/2" x 9/16" OD x 3/4" long plain brass	
3076	1/2" x 1 1/16" OD x 1/2" long ornamental brass	
3086	M10 x 1 1/16" OD x 1/2" long ornamental brass	
7055	M10 x 1/2" OD x 3/4" long plain brass	
7055EM	M10 x 1/2" OD x 3/4" long 10mm milled end	
7056	M10 x 1/2" OD x 12mm long plain brass	
7058	M13 x 5/8" OD x 3/4" long plain brass	
7059	M13 x 5/8" OD x 40mm long plain brass	
7155	M10 x 1/2" OD x 40mm long plain brass	
9212	M10 x 17mm OD x 19mm long slotted brass Hickey	
9213	M13 to M10 x 17mm OD x 19mm long brass Hickey	

BACK PLATES		MINIMUM PACK SIZE 10
3048	1/2" M x 1" dia 3 hole fix brass	7049 M13 M x 1" dia 3 hole fix brass
7048	M10 M x 1" dia 3 hole fix brass	

RIVETTING PUMMELS		MINIMUM PACK SIZE 10
3095	1/2" F thread brass	7096 M10 M thread brass
7095	M10 F thread brass	

END CAP NUTS - FINIALS		MINIMUM PACK SIZE 10
2014	1/2" x 5/8" OD x 1/2" long plain brass	
3093	1/2" x 3/4" OD x 9/16" long ornamental brass	
7015	M10 x 7/8" OD x 1.1/4" long rope edge brass	
7016	M10 x 3/4" OD x 9/16" long ringed brass	
7017	M10 x 7/8" OD x 1.3/8" long crown finial brass	
7020	1/4" 27tpi x 7/8" OD x 1.3/8" long harp finial brass	
7024	M10 x 5/8" OD x 7/8" long globe finial brass	
7093	M10 x 3/4" OD x 9/16" long ornamental brass	
7097	1/2" x 1" OD x 1.1/8" long ball finial brass	
7098	M10 x 7/16" OD x 1.1/8" long regency finial brass	
7112	M10 x 5/8" OD ball brass	
7112W	1/4" whit x 5/8" OD ball brass	
7112M4	M4 x 5/8" OD ball brass	
7112M8	M8 x 5/8" OD ball brass	
7113	M10 x 1/2" OD x 10mm long plain cap brass	
7114	M10 x 5/8" OD x 5/16" long button finial brass	
7114M6	M6 x 5/8" OD x 5/16" long button finial brass	
7115	M5 x 10mm OD ball brass	
7116	M4 x 10mm OD ball brass	

WOOD PILLAR NIPPLES		MINIMUM PACK SIZE 10
3045	1/2" M x 7/16" whit M x 3/4" long brass	7045 M10 M x 3/8" whit 15mm long brass

POTTERY NIPPLES		MINIMUM PACK SIZE 10
3092	1/2" x 1/2" long x 5/8" dia round head brass	
7091	M10 x 9mm long x 1/2" AF hex head brass	
7092	M10 x 15mm long x 1/2" AF hex head brass	
9092	1/2" x 5/8" long x 17mm AF hex head plastic	

ACCESSORIES

BRASS ALLTHREAD NIPPLES

3237	1/2" x 3" long	7136	M10 x 50mm long
3238	1/2" x 2.1/2" long	7137	M10 x 38mm long
3239	1/2" x 2" long	7138	M10 x 32mm long
3240	1/2" x 1.1/2" long	7039	M10 x 25mm long
3241	1/2" x 1.1/4" long	7040	M10 x 19mm long
3042	1/2" x 1" long	7041	M10 x 13mm long
3043	1/2" x 3/4" long	7139	M10 x 10mm long
3044	1/2" x 1/2" long	7042	M13 x 25mm long
7134	M10 x 75mm long	7043	M13 x 19mm long
7135	M10 x 63mm long	7044	M13 x 13mm long

STEEL ALLTHREAD NIPPLES

9030 M10 x 1 metre long

BRASS BARREL POLISHED TUBE SPACERS

7100	1/2" long 1/2" OD X 10mm Clear bore	7105	1.1/4" long 1/2" OD X 10mm Clear bore
7101	1" long 1/2" OD X 10mm Clear bore	7106	3/4" long 1/2" OD X 10mm Clear bore
7102	1.1/2" long 1/2" OD X 10mm Clear bore	7107	2.1/2" long 1/2" OD X 10mm Clear bore
7103	2" long 1/2" OD X 10mm Clear bore	7108	1" long 5/8" OD X 1/2" Clear bore
7104	3" long 1/2" OD X 10mm Clear bore		

Add Suffix: **PL** Supplied hand polished and laquered. Suffix: **R** Reeded pattern tube.

BRASS CENTRE MOUNTS

7065	1/2" male thread 45° twin arm cone mount
7066A	1/2" tapped x 1/2" side drilled 19mm OD mount
7066C	1/2" tapped x M10 side tapped 19mm OD mount
7066D	1/2" tapped x 1/2" side tapped 19mm OD mount
7067A	1/2" tapped x 1/2" cross drilled 19mm OD mount
7067C	1/2" tapped x M10 cross tapped 19mm OD mount
7068A	1/2" tapped x 1/2" side tapped 25mm OD mount
7068C	1/2" tapped x M10 side tapped 25mm OD mount
7068D	1/2" tapped x 1/2" side drilled 25mm OD mount
7069A	1/2" tapped x 1/2" cross tapped 25mm OD mount
7069C	1/2" tapped x M10 cross tapped 25mm OD mount
7069D	1/2" tapped x 1/2" cross drilled 25mm OD mount
7069F	1/2" tapped + 2 x 45deg Y section 1/2" tapped holes
7069G	1/2" tapped + 1 x 45deg 1/2" tapped hole
7163	1" dia body cap plain
7164	1" dia body cap tapped 1/2"
7165	1" dia body cap M10 centre hole
7166	1" dia body M10 centre 2 x M10 cross tapped holes
7167	1" dia body 1/2" 26tpi centre 2 x M10 cross tapped holes
7169	1" dia body M10 centre plain

BALL & KNUCKLE JOINTS

2000	1/2" M to 1/2" F anti-rotation brass ball joint
2002	M10 M to 1/2" F anti-rotation brass ball joint
2006	1/2" M x 1/2" M brass banjo knuckle joint
2007	M10 F x M10 F brass banjo knuckle joint
2010	M10 M x M10 F anti-rotation brass ball joint
2016	M10 F x M10 F joint coin slot screw 16mm dia body
2025	1/2" F x 1/2" F joint coin slot screw 25mm dia body
2060	M10 M x M10 F brass 3/4" OD ball knuckle joint

DISTANCE SPACERS

SPE023 1.1/4" OD ball centre spacer 2" long 10mm hole

SPE024 1.1/4" OD waisted spacer tapped M10



CHAIN


SOLID BRASS BRAZED OVAL LINK CHAIN

9024	1.1/4" long link	SWL 30kg
9025	1" long link	SWL 25kg
9026	3/4" long link	SWL 20kg
9027	5/8" long link	
9028	1/2" long link	
9165	1 1/2" brass S hook	

Supplied bright brass finish.

CHAIN OPEN LINK STEEL PLATED FINISHES

9036	16mm open link Brass plated
9036C	16mm open link Chrome plated
9038	38mm open link Brass plated
9038C	38mm open link Chrome plated
9038A	38mm open link Antique finish





BRASS HOOKS AND LOOPS MINIMUM PACK SIZE 10

3071	½" Male thread brass hook	SWL 20kg
3072	½" Female thread brass hook	SWL 20kg
7069	M10 Male thread brass hook	SWL 20kg
7070	M10 Female thread brass hook	SWL 20kg
7071	M13 Male thread brass hook	SWL 20kg
7072	M13 Female thread brass hook	SWL 20kg
9203	M10 Female thread brass ring 22mm dia	SWL 30kg
9211	M10 Female thread brass balance ring 42mm wide	SWL 30kg
9218	M10 Female thread brass closed ring 45mm OD	SWL 30kg

CEILING HOOK PLATES MINIMUM PACK SIZE 10

3099R	65mm OD Ceiling hook plate polished brass	
3099RE	65mm OD Ceiling hook plate polished brass earthed	
9034	75mm OD 3 hook ceiling plate polished brass	
1333	Bowl hook brass with washers and nut	
D590	Ceiling Hook zinc plated 73mm x 17mm	

WASHERS MINIMUM PACK SIZE 100

9010	½" x 1" OD brass	
9010S	½" x 1" OD steel	
9011	½" x 7/8" OD steel internal teeth	
9012	10mm x 21mm OD brass	
9012S	10mm x 21mm OD steel	
9013	½" x 1" OD polyethylene	
9014	13mm x ¾" OD red fibre	
9015	10mm x 21mm red fibre	
9017	10mm x 15mm steel internal teeth	
9072	10mm x 25mm OD brass	
D811	10mm x 29mm steel	

EARTH TAG RINGS MINIMUM PACK SIZE 10

9005	13mm ID hole	
9205	10mm ID hole	

CABLE GRIPS AND GROMMETS MINIMUM PACK SIZE

3200	½" male 6mm long thread brass taper cord grip	10
3201	M10 M/F brass side entry cord grip connector	10
3202	10mm male 6mm long thread brass taper cord grip	10
3203	10mm M/F Cord Grip 28mm long with side M7 grub screw	10
9000	Plain side screw cord grip plastic	10
9001	M10 male side screw cord grip plastic	10
9002	M10 female side screw cord grip plastic	10
9003	10mm tube grommet polyprop	100
9003A	8mm tube grommet polyprop	100
9004	½" tube grommet polyprop	100
9006	½" tube end cable clamp polyprop	10
9007	10mm tube end cable clamp polyprop	10
9008	Fast Fit cable restraint	100
9201	M10 male taper cord grip	10
9202	M10 female taper cord grip	10
9301	10mm isolator cord grip	100
9307	10mm isolator tube grommet	100
SL22	M10 male brass cord grip with side screw	10
SL33	M10 female brass cord grip with side screw	10

FAQ. Lilley cord grip lampholders and accessories comply with BS EN standards which require a pull value of 60N for cable sizes up to 3mm² total cross section area of all three conductors.

TAPS AND DIES

9019	M10 x 1mm pitch HSS plug tap	
9020	M10 x 1mm pitch HSS die	
9021M	M13 x 1mm pitch HSS plug tap	
9022M	M13 x 1mm pitch HSS die	
9021	½" x 26tpi HQS plug tap	
9022	½" x 26tpi HQS die	

MISCELLANEOUS

7117	10mm brass tube slide collar with screw	
7200	M3 x 8mm dia brass knurled thumb screw	
7201	5/32" whit x ½" long brass knurled gallery screw	
7202	5/32" whit x ¾" long brass knurled gallery screw	
7203	5/32" brass gallery bush fits 5.2mm hole	
7204	M4 x 8mm dia brass knurled thumb screw	

CROSS STRAPS

C652	258mm Cross strap side tap M4 fits H652
L570	157mm cross strap side tap M4 fits D570
C257XS	117mm cross strap side tap M4 fits C257
L102	102mm Cross strap side tapped M3 fits T100/101
L102E	102mm Cross strap side tapped M3 with Earth fits T100/101
C409	98mm Cross strap side tapped M3 fits C237/407
L100	98mm Earthed cross strap side tap M3 fits D580/586
D625	80mm cross strap side tapped M3 fits Q038/040
C602	76mm Cross strap side tapped M3 fits C601/T099
C304	59mm Cross strap side tapped M4 fits OP304 cap

STEEL CEILING AND WALL PLATES

3145*	4.1/4" steel ceiling plate
C257	120mm dia 10mm centre hole 25mm deep steel side fix holes
C608S	125mm x 76mm x 30mm deep Oval double hole cap
D580*	100mm Flat steel ceiling cap 10mm centre hole
D581*	100mm Flat steel ceiling cap 1/2" centre hole
D586*	100mm Steel ceiling cap 10mm centre hole
D570/1	160mm steel ceiling cap 25mm deep 10mm hole, 3, 6 & 9 available
F060	Large inner BESA support plate 98mm dia 4 x M4 tapped holes fits D657
H652	260mm dia CR4 steel cap no holes 25mm deep
M001	85mm steel ceiling cap 10mm holes 2 csk front fixing holes
OP304	60mm dia x 17mm deep steel cap 10mm hole side fix
R100	100mm liner plate M3.5 side bushes
ST24	63mm BESA Mount Plate 4 slots 2 x M5 holes at 2" centre
T099/13	79mm dia 23mm deep 10mm hole side fix
T099/6	79mm dia x 23mm high M10 tapped hole with 2" centre front fix
T100/3	100mm dia 20mm deep cap 10mm centre hole side fix holes

***FINISHES** Add Suffix: **C** Chrome. **P** Polished Brass. **A** Antique. **N** Nickel.

BRASS CEILING AND WALL PLATES

3198	1/2" clear hole 2.5/8" Dia Polished Brass 2" centre fix
3099	10mm clear hole 2.5/8" Dia Polished Brass 2" centre fix
3099D	1/2" clear hole 2.5/8" Dia Polished Brass 2" centre fix
3145B	4.1/4" raw brass ceiling cap 10mm hole
3199	1/2" clear hole 3" Dia Polished Brass 2" centre fix
C257B	120mm dia 10mm centre hole 25mm deep brass side fix
C601	125mm x 76mm x 30mm deep Oval single hole cap brass
D580B	100mm Flat ceiling cap 10mm hole raw brass
D586B	100mm raw brass ceiling cap
D587B	100mm Raw brass cap 10mm hole 26mm deep
D655B	115mm Dia Islay Cap 13mm hole. Front 4" Centre USA style fixing
D657B	100mm dia 28mm deep brass Islay cap 10mm centre hole
D658B	90mm dia 27mm deep brass Islay cap 10mm centre hole
Q038	80mm dia 35mm deep ceiling rose brass 2" centre fix
Q040	80mm dia 21mm deep flat ceiling rose brass
7150	5" brass base hole size to order

STRIP FORMED PRODUCTS


C010	Saddle Bracket 10mm plain hole 68mm x 15mm
C410	Saddle Bracket M10 tapped hole zinc plated 68mm x 15mm
D594/1	10mm x 10mm lampholder fixing bracket 25mm x 40mm
D614	Angled Cona bracket 44mm x 33mm

LAMP BACK BOXES AND CENTRE BODIES

C417/1	Mini backbox with front L bracket zinc plated
D660S	80mm Centre Body Cap 18mm deep Steel
D660B	80mm Centre Body Cap 18mm deep Brass
D661S	80mm 3 light Centre Body 35mm deep Steel
D661B	80mm 3 light Centre Body 35mm deep Brass
D667S	80mm 5 light Centre Body 35mm deep Steel
D667B	80mm 5 light Centre Body 35mm deep Brass
D668S	60mm dia 28mm high 3 hole cap 10mm centre hole steel

FORMED WASHERS AND END CAPS

B250N	40mm dia stepped washer 10mm hole nickel plated
C240SC	50mm dome washer 29mm hole h5mm steel
C400N	40mm to 29mm reducer washer zinc plated
C400W	40mm to 29mm reducer washer white powder coated
D567W	40mm to 10mm reducer washer white powder coated
D669S	60mm glass holder washer 10mm hole steel
F002B	55mm brass cap 10mm hole 9mm deep
7060	10mm hole brass fits 1" OD tube
7061	1/2" hole brass fits 1" OD tube
7260	Plain brass cap fits 2" OD tube
D629	10mm hole brass fits 30mm OD tube










CUPS AND SCONCES

3123	10mm hole 70mm dia polished brass sconce
3124	½" hole 70mm dia polished brass sconce
3126	10mm hole 50mm dia beaded polished brass sconce
3127	10mm hole 70mm dia beaded polished brass sconce
3128	½" hole 70mm dia beaded polished brass sconce
3129	½" hole 50mm dia beaded polished brass sconce
3144	10mm hole 60mm dia rolled edge polished brass sconce
3130	10mm hole 70mm dia polished brass sconce plain
3130SSC	10mm hole 70mm dia steel sconce plain
3131SP	10mm hole 70mm dia polished brass plated steel sconce fluted
3132SP	10mm hole 70mm dia polished brass plated steel sconce hexagon
3140SP	10mm hole 55mm dia polished brass plated steel sconce fluted
3141SP	10mm hole 55mm dia polished brass plated steel sconce plain
5342	Brass plain cup 25mm OD x 25mm high (G9)
9033	10mm hole 3.1/2" dia polished brass gallery pan
9126	10mm x 150mm spring shade clip
C407	100mm dia 10mm centre hole with side fixing holes Brass
C407/S	100mm dia 10mm centre hole with side fixing holes Steel
C407/R	100mm dia 10mm centre hole Ribbed with side fixing holes Brass
C246	90mm dia 20mm deep 10mm hole steel
C401	70mm dia pineapple rolled edge sconce ht 13mm steel
C401B	70mm dia pineapple rolled edge sconce ht 13mm brass
C827	80mm dia steel sconce 10mm hole
D667	80mm dia brass cup 33mm deep
D660B	80mm dia brass sconce 18mm deep
D644	60mm dia pineapple rolled edge sconce ht 12mm steel
D644B	60mm dia pineapple rolled edge sconce ht 12mm brass (3144)
D656	60mm dia Islay cap ht 22mm steel
D656B	60mm dia Islay cap ht 22mm brass
D669S	Glass holder washer steel 63mm dia
D789S	60mm dia cone cap ht 16mm steel
D818	80mm dia 40mm high cup 10mm hole brass
F002B	55mm dia candle cup 10mm hole brass
L302	60mm dia ribbed sconce ht 26mm brass
OP304B	60mm dia x 17mm brass flat cap 10mm hole
C304	60mm cross strap for above M4 side tapped
Q020	60mm dia 23mm high cap steel
Q020B	60mm dia 23mm high cap brass
Q025	70mm dia glass holder cover ht 27mm brass
S136B	10mm hole 35mm x 45mm high raw brass cup (BC)
S143B	10mm hole 43mm x 63mm high raw brass chamfered cup (ES)
S175	10mm steel bell cup 48mm x 37mm DIA
S175B	10mm brass bell cup 48mm x 37mm DIA
S500	70mm dia 18mm high steel ribbed domed sconce
S500B	70mm dia 18mm high brass ribbed domed sconce
SPE2V	55mm steel cone sconce brass plated
W701	66mm square pyramid sconce steel 10mm hole ht 10mm
W709	50mm dia Smith Sconce steel



SWITCHES PLUGS & DIMMERS

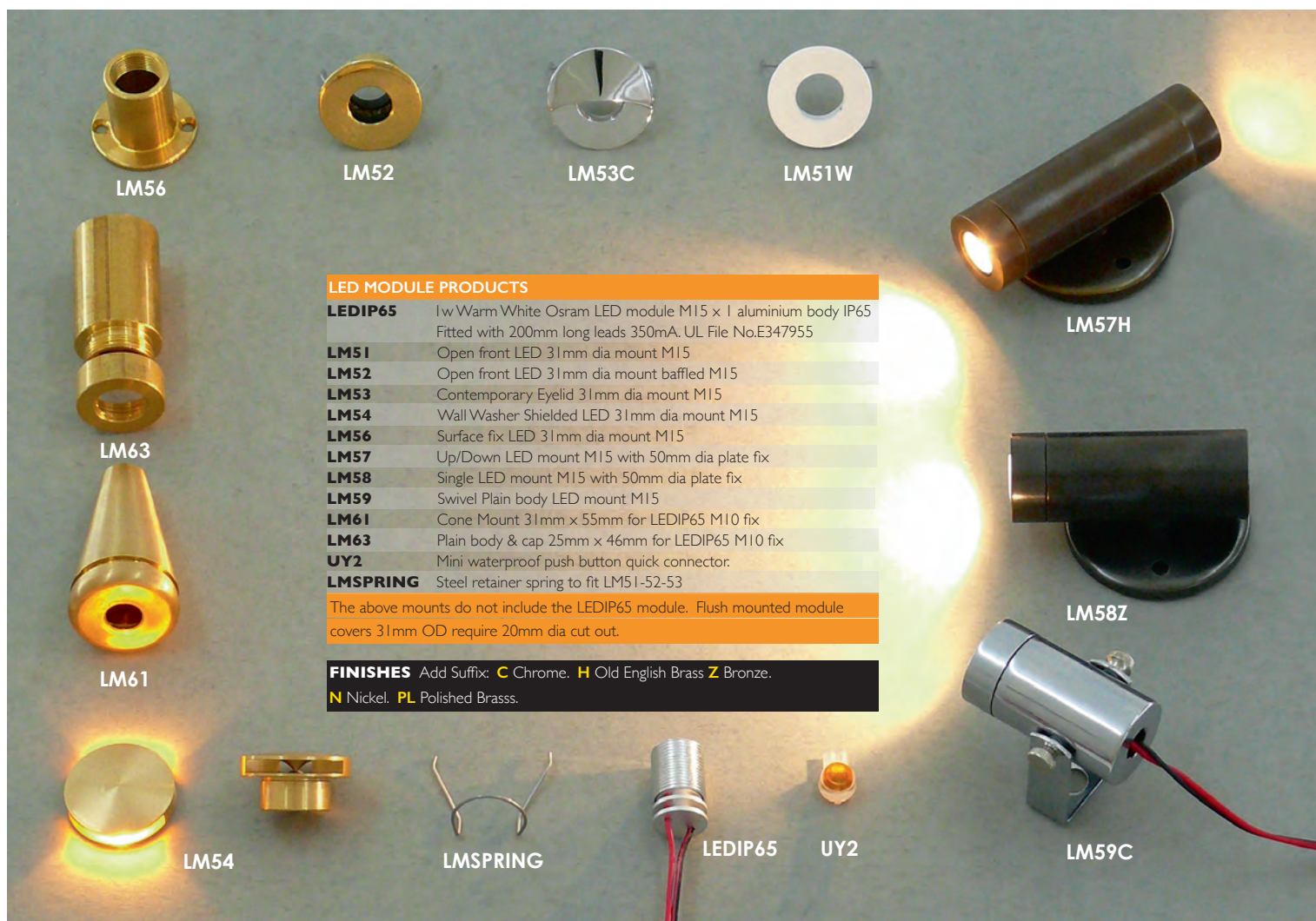
I35B	Push button switch black 10mm hole fix	9314	White Schuko euro plug
I35W	Push button switch white 10mm hole fix	9315	5 amp 3 pin plug white
7022	Brass cone switch cap for I35 push buttons	9315B	5 amp 3 pin plug black
9018	UK 3pin plug protector	9314B	Black Schuko euro plug
9200	Pull cord lever switch	9421B	Black inline dimmer 4 - 150w inc CFL & LED
9320G	Gold inline rocker switch	9435W	White foot switch
9320B	Black inline rocker switch	9435B	Black foot switch
9320W	White inline rocker switch	9435G	Gold foot switch
9313	White UK plug top fitted 3 amp fuse	RT82B	Black slider dimmer 4 - 250w inc CFL & LED
9313B	Black UK plug top fitted 3 amp fuse		

MISCELLANEOUS

PN5TCE	5amp connector 12 section easy snap
20151	M3.5 x 35mm extension screws
3053	Adjustable copper earth strap
3215	15mm copper earth clamp
3222	22mm copper earth clamp
TAPE	Wiring instruction tape
LABCE	CE self adhesive labels approx 1000/roll
LAB40W	40W self adhesive wattage labels approx 1000/roll
LAB60W	60W self adhesive wattage labels approx 1000/roll

PLUG LEADS

PL25G	Gold UK plug lead 2.5m 3 amp fuse	PL25W	White UK plug lead 2.5m 3 amp fuse	SC3100G150P	Gold UK switched plug lead 2.5m 3 amp fuse
PL25B	Black UK plug lead 2.5m 3 amp fuse	SC3100B150P	Black UK switched plug lead 2.5m 3 amp fuse	SC3100W150P	White UK switched plug lead 2.5m 3 amp fuse

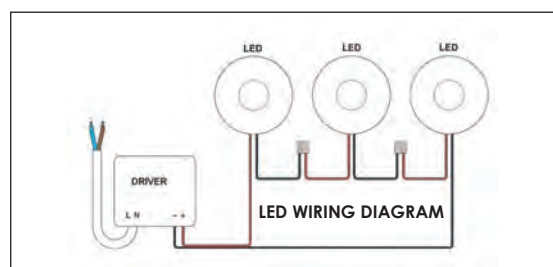


LED MODULE PRODUCTS

LEDIP65	1w Warm White Osram LED module M15 x 1 aluminium body IP65 Fitted with 200mm long leads 350mA. UL File No.E347955
LM51	Open front LED 31mm dia mount M15
LM52	Open front LED 31mm dia mount baffled M15
LM53	Contemporary Eyelid 31mm dia mount M15
LM54	Wall Washer Shielded LED 31mm dia mount M15
LM56	Surface fix LED 31mm dia mount M15
LM57	Up/Down LED mount M15 with 50mm dia plate fix
LM58	Single LED mount M15 with 50mm dia plate fix
LM59	Swivel Plain body LED mount M15
LM61	Cone Mount 31mm x 55mm for LEDIP65 M10 fix
LM63	Plain body & cap 25mm x 46mm for LEDIP65 M10 fix
UY2	Mini waterproof push button quick connector.
LMSPRING	Steel retainer spring to fit LM51-52-53

The above mounts do not include the LEDIP65 module. Flush mounted module covers 31mm OD require 20mm dia cut out.

FINISHES Add Suffix: **C** Chrome. **H** Old English Brass **Z** Bronze. **N** Nickel. **PL** Polished Brass.



IMPORTANT 'MUST READ' NOTES REGARDING LED's

1. Driver powered LED products must be wired in series. (See diagram)
2. If the power supply is connected to the mains before the LED connections have been made, turn off the mains supply and short circuit the output terminals. This is because of a large stored voltage ramp that exists in an open circuit situation that would burn out the LED's as soon as they are connected.
3. All switching on LED circuits must take place on the mains side of the power supply and not the output for the reasons stated above.

350mA CONSTANT CURRENT LED DRIVERS

With thermal overload, overcurrent and short circuit protection

401327	4W LED Driver IP66 Potted 100-240v AC Input
401360	6-15 x 1W LED Driver Closed Term 220-240v AC Input






The D580 range of 100mm diameter ceiling plates are available with multiple hole configurations. With reference to the catalogue number, the standard plate is always made with one central 10mm hole, so as can be seen from the illustrations /2, /3, /4 and so on, refer to number of extra 10mm holes pierced in the plate. All multihole plates include cross strap and screws.

AVAILABLE IN ALL FINISHES:

Add Suffix:
A Antique.
C Chrome Plated.
H Old English Brass.
Z Bronze.
N Nickel.
P Polished Brass.
PCB Black Powder Coat.
PCW White Powder Coat.

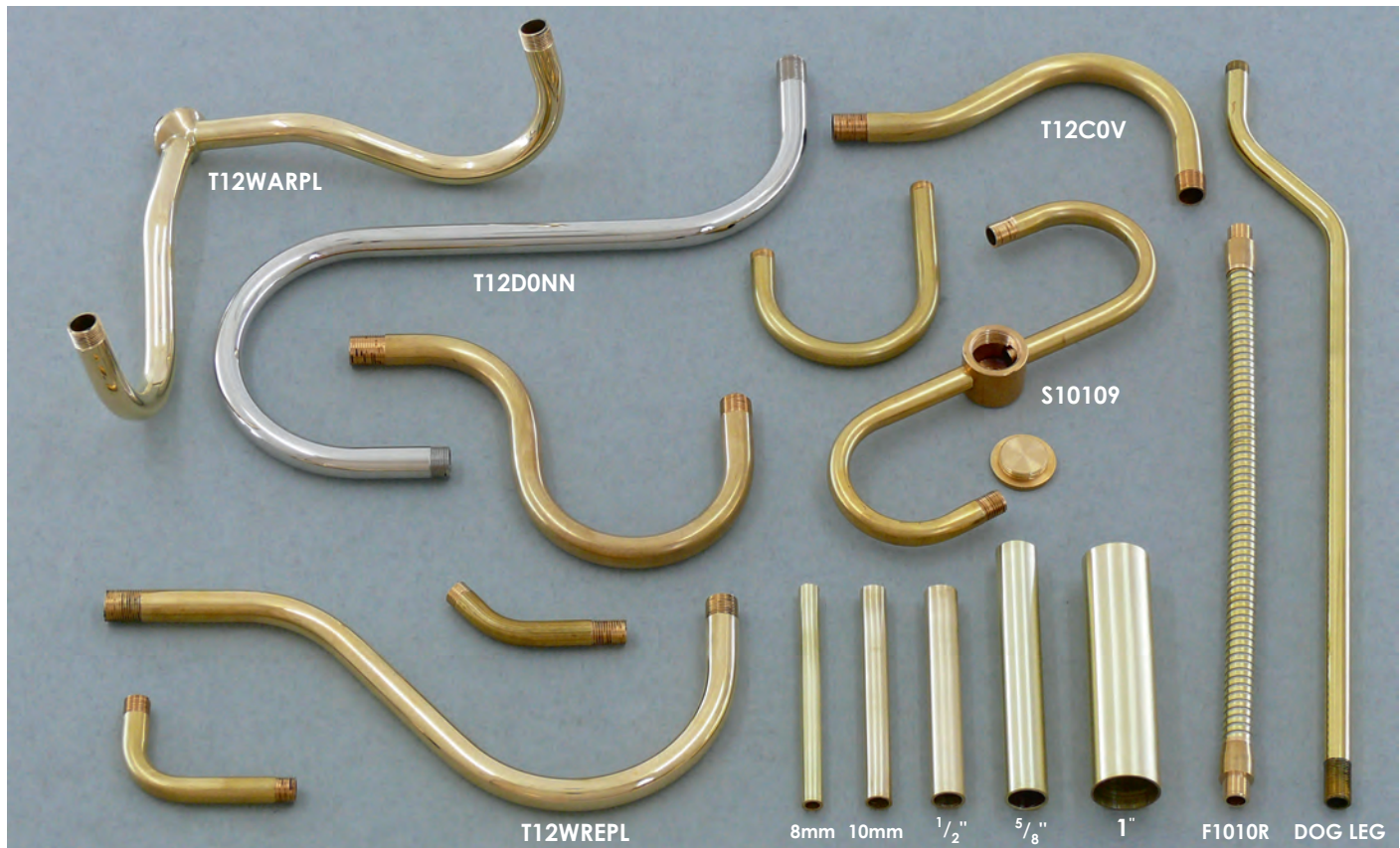


TUBES



Brass tubes can be supplied to order in the following diameters; 1", 5/8", 1/2", 10mm and 8mm in raw, polished or plated finishes.

T12COVPL	Coventry tube bend Polished and Lacquered 6" x 3"	S10109	S arm assembly M10 centre fix 7" wide raw
T12WARPL	Warwick twin arm tube bend Polished and Lacquered	S10209	S arm assembly 1/2" centre fix 7" wide raw
T12DONPL	Doncaster tube bend Polished and Lacquered 8.1/2" x 9"	"S" ARM	Variations are custom made to order:
T12WREPL	Wrexham tube bend Polished and Lacquered 9" x 4"	F1010R	M10 x 250mm reinforced flexible tube raw
		F1014R	M10 x 350mm reinforced flexible tube raw





BRASS SHADES

9322 Brass Shell shade raw finish 7.5" X 4.5" 28mm hole

SH04 Brass Coolie Shade raw finish 250mm x 110mm deep. 50mm hole with beaded edge, fits 2.1/4" gallery.

GALLERIES

9221 2.1/4" dia 10mm hole polished brass 3 screw gallery

9231 3.1/4" dia 10mm hole polished brass 3 screw gallery

9241 4.1/4" dia 10mm hole polished brass 3 screw gallery

9229 2.1/4" dia 28mm hole polished brass 3 screw gallery

9239 3.1/4" dia 28mm hole polished brass 3 screw gallery

9249 4.1/4" dia 28mm hole polished brass 3 screw gallery

9461 6 1/4" dia 10mm hole raw brass bell gallery x 3 3/4" deep

3146B 4" Dome 3 screw gallery raw brass 10mm hole

L303B 2.1/4" dia 10mm hole raw brass ribbed 3 screw gallery

Q021B 2.1/4" dia 10mm hole raw brass plain 3 screw gallery

FINISHES Add Suffix: **C** Chrome. **Z** Bronze. **N** Nickel. **H** Old English Brass.

SHADE HARPS

LL504P 4" fixed harp brass plated 28mm hole

LL504C 4" fixed harp chrome plated 28mm hole

LL506P 6" fixed harp brass plated 28mm hole

LL506C 6" fixed harp chrome plated 28mm hole

LL508C 8" fixed harp chrome plated 28mm hole

LL508P 8" fixed harp brass plated 28mm hole

H4004P 4" fixed harp brass plated 40mm hole

H4006P 6" fixed harp brass plated 40mm hole

H4008P 8" fixed harp brass plated 40mm hole

KNOBS



POLISHED BRASS VICTORIAN SHUTTER KNOBS

50013W 1/2" diameter woodscrew fix

50025W 1" diameter woodscrew fix

50032W 1.1/4" diameter woodscrew fix

50038W 1.1/2" diameter woodscrew fix

50020W 3/4" diameter woodscrew fix

50025M 1" diameter M5 bolt fix

50032M 1.1/4" diameter M5 bolt fix

50038M 1.1/2" diameter M5 bolt fix

50025T 1" diameter cupboard turn

50032T 1.1/4" diameter cupboard turn

50038T 1.1/2" diameter cupboard turn



We are agents for Framon, Italian manufacturers of a vast range of high quality decorative cast brass lighting components.

A CD Rom catalogue is available on request or visit www.framon.it





TEL: 0121 622 2385
Fax: 0121 666 6148
E-mail: sales@s-lilley.co.uk
www.s-lilley.co.uk

80 Alcester Street
Birmingham
B12 0QE
ENGLAND



QUALITY AND SERVICE FROM A FAMILY BUSINESS